

GRI INDEX

KEY: Yes No








STRATEGY AND ANALYSIS

Profile Disclosure	Description	Reported	Link
G4-1	Welcome Letter	<input checked="" type="checkbox"/>	»





ORGANIZATIONAL PROFILE

Profile Disclosure	Description	Reported	Link
G4-3	Organization name	<input checked="" type="checkbox"/>	»
G4-4	Primary brands, products, services, and operational boundaries	<input checked="" type="checkbox"/>	»
G4-5	Headquarters location	<input checked="" type="checkbox"/>	»
G4-6	Where the organization operates	<input checked="" type="checkbox"/>	»
G4-7	Nature of ownership and legal form & Regulatory framework within which the airport operates	<input checked="" type="checkbox"/>	»
G4-8	Markets served, including geographic breakdown, sectors served, types of customers and beneficiaries, catchment area for passengers and cargo originating in the vicinity of the airport, and any non-aviation business lines in which the airport is engaged	<input checked="" type="checkbox"/>	»
G4-9	Scale of the organization, including: total number of employees, size of airport, number and length of runways, minimum connection time between flights at the airport, number of operations, number of airlines served during reporting period; and number of destinations.	<input checked="" type="checkbox"/>	»
G4-10	Total number of employees by type	<input checked="" type="checkbox"/>	»
G4-11	Collective bargaining agreements	<input checked="" type="checkbox"/>	»
G4-12	Supply chain description	<input checked="" type="checkbox"/>	»
G4-13	Organizational changes during the reporting period	<input checked="" type="checkbox"/>	»
G4-14	Precautionary principle	<input checked="" type="checkbox"/>	»
G4-15	External charters, principles, or other initiatives	<input checked="" type="checkbox"/>	»
G4-16	Membership associations	<input checked="" type="checkbox"/>	»







IDENTIFIED MATERIAL ASPECTS AND BOUNDARIES

Profile Disclosure	Description	Reported	Link
G4-17	Entities included in financial statements		»
G4-18	Process for defining report boundaries and content		»
G4-19	Material aspects included in the report		»
G4-20	Descriptions of material aspect boundaries within the organization		»
G4-21	Descriptions of material aspect boundaries outside the organization		»
G4-22	Restatements		»
G4-23	Changes from previous reports in terms of scope and/or boundaries		»


STAKEHOLDER ENGAGEMENT














Profile Disclosure	Description	Reported	Link
G4-24	Stakeholder groups		»
G4-25	How stakeholders were identified		»
G4-26	Approach to stakeholder engagement		»
G4-27	Topics raised during stakeholder engagements		»














REPORT PROFILE

Profile Disclosure	Description	Reported	Link
G4-28	Reporting period		»
G4-29	Date of most recent report		»
G4-30	Reporting cycle		»
G4-31	Report contact		»
G4-32	"In accordance" option, GRI Index and report assurance		»
G4-33	Policy regarding report assurance		»



GOVERNANCE















Profile Disclosure	Description	Reported	Link
G4-34	Governance structure of the organization		»

ETHICS AND INTEGRITY			
Profile Disclosure	Description	Reported	Link
G4-56	Code of conduct		»
ECONOMIC PERFORMANCE			
Profile Disclosure	Description	Reported	Link
EC1	Direct economic value generated & distributed		»
EC2	Financial implications and other risks and opportunities for the organization's activities due to climate change		
EC4	Financial assistance received from government		»
EC6	Proportion of senior management hired from the local community at significant locations of operation		»
EC7	Development and impact of infrastructure investments and services supported		»
EC9	Proportion of spending on local suppliers at significant locations of operation		»
AO1	Total number of passengers annually, broken down by passengers on international and domestic flights, and broken down by origin-and-destination and transfers passengers, including transit passengers		»
AO2	Total annual number of aircraft movements by day and by night, broken down by commercial passenger, commercial cargo, general aviation, and state aviation flights		»
AO3	Total number of cargo tonnage		»
ENVIRONMENTAL INDICATORS			
Profile Disclosure	Description	Reported	Link
EN3	Energy consumption within the organization		»
EN6	Reduction of energy consumption and programs in place to reduce energy consumption		»
EN8	Total water withdrawal by source		»

AO4	Quality of storm water by applicable regulatory standards. Initiatives to minimize the amount of pollutants and chemicals entering the stormwater and capture and reuse stormwater		»
EN13	Habitats protected or restored. Identify policies and procedures to reconcile wildlife management with aviation safety at the airport, and to minimize the impact of airport development and operations on the natural landscape.		»
EN15	Direct greenhouse gas emissions (Scope 1). Report on the reduction of emissions from onsite transportation, and policies to encourage the airport community to reduce emissions.		»
EN16	Indirect greenhouse gas emissions (Scope 2)		»
EN17	Other indirect greenhouse gas emissions (Scope 3)		»
EN19	Reduction in greenhouse gas emissions		»
AO5	Ambient air quality according to pollutant concentrations (ppm) by regulatory regime		»
EN23	Total weight of waste by type and disposal method, including airport-specific issues (e.g., de-icing effluent)		»
EN24	Total number and volume of significant spills		»
AO6	Aircraft and pavement de-icing fluid used and treated		»
EN30	Significant environmental impacts of transporting products and other goods and materials for the organization's operations, and transporting members of the workforce. Identify modes of ground transportation and initiatives to improve energy efficiency and reduce emissions		»
G4-AO DMA (Intermodality)	Report policies on long-term plans and initiatives for reducing significant environmental impacts (Intermodality).		»
AO7	Number and percentage change of people residing in areas affected by noise. Report on defining any noise targets or limits applicable to the airport.		»

SOCIAL INDICATORS

Profile Disclosure	Description	Reported	Link
LA1	Total number and rates of new employee hires and employee turnover by age group, gender, and region		»
LA2	Benefits provided to full-time employees that are not provided to temporary or part-time employees, by significant locations of operation, including policies or programs regarding local hiring and employee retention.		

LA4	Percentage of employees covered by collective bargaining agreement; Policy on wages (such as minimum wage requirements), benefits, and working conditions for direct employees of the airport operator and its contractors.		»
LA5	Percentage of total workforce represented in formal joint management-worker health and safety committees that help monitor and advise on occupational health and safety programs		
LA6	Type of injury and rates of injury, occupational diseases, lost days, and absenteeism, and total number of work-related fatalities, by region and by gender. Programs that monitor direct employees' exposure to excessive levels of aircraft noise at work.		»
LA9	Average hours of training per year per employee by gender, and by employee category		»
LA10	Programs for skills management and lifelong learning that support the continued employability of employees and assist them in managing career endings		»
LA11	Percentage of employees receiving regular performance and career development reviews, by gender and by employee category		»
LA13	Ratio of basic salary and remuneration of women to men by employee category, by significant locations of operations		
HR6	Operations and suppliers identified as having significant risk for incidents of forced or compulsory labor, and measure to contribute to the elimination of all forms of forced or compulsory labor and human trafficking.		»
HR7	Percentage of security personnel trained in the organization's human rights policies or procedures that are relevant to operations. Report roles and responsibilities related to airport security.		
SO2	Operations with significant actual and potential negative impacts on local communities. Report stakeholder engagement to provide input for development projects.		»
AO8	Number of persons physically or economically displaced, either voluntarily or involuntarily, by the airport operator or on its behalf by a governmental or other entity, and compensation provided		»
SO4	Percentage of employees trained on anti-corruption policies and procedures		»
SO5	Confirmed incidents of corruption and actions taken		»
SO6	Total value of political contributions by country and recipient/beneficiary		»

SO7	Total number of legal actions for anti-competitive behavior, anti-trust, and monopoly practices and their outcomes	<input type="checkbox"/>	
SO8	Monetary value of significant fines and total number of non-monetary sanctions for non-compliance with laws and regulations	<input type="checkbox"/>	
PR1	Percentage of significant product and service categories for which health and safety impacts are assessed for improvement	<input type="checkbox"/>	
PR2	Total number of incidents of non-compliance with regulations and voluntary codes concerning the health and safety impacts of products and services during their life cycle, by type of outcomes	<input type="checkbox"/>	
AO9	Total annual number of wildlife strikes per 10,000 aircraft movements. Report policies/programs in place to mitigate the risk of wildlife strikes.	<input checked="" type="checkbox"/>	»
PR3	Type of product and service information required by the organization's procedures for product and service information and labeling, and percentage of significant product and service categories subject to such information requirements	<input type="checkbox"/>	
PR4	Total number of incidents of non-compliance with regulations and voluntary codes concerning product and service information and labeling, by type of outcomes	<input type="checkbox"/>	
PR5	Results of surveys measuring customer satisfaction	<input checked="" type="checkbox"/>	»
PR7	Total number of incidents of non-compliance with regulations and voluntary codes concerning marketing communications, including advertising, promotion, and sponsorship, by type of outcomes. Report policies/programs on business continuity in the event of an emergency and events affecting service quality.	<input checked="" type="checkbox"/>	»
G4-AO DMA (Provision of Services or Facilities for Persons with Special Needs)	Report on programs/procedures for facilities for the use of persons with special needs.	<input checked="" type="checkbox"/>	»